


Adjustable column



Extended measurement module




Stitching



Topographical calculations within the sensor head
Full PC power for analysis

Three measuring technologies

Fast acquisitions



Compact dimensions



PC Flexibility



6-position motorized nosepiece



Customizable interface



Wide range of lenses available

